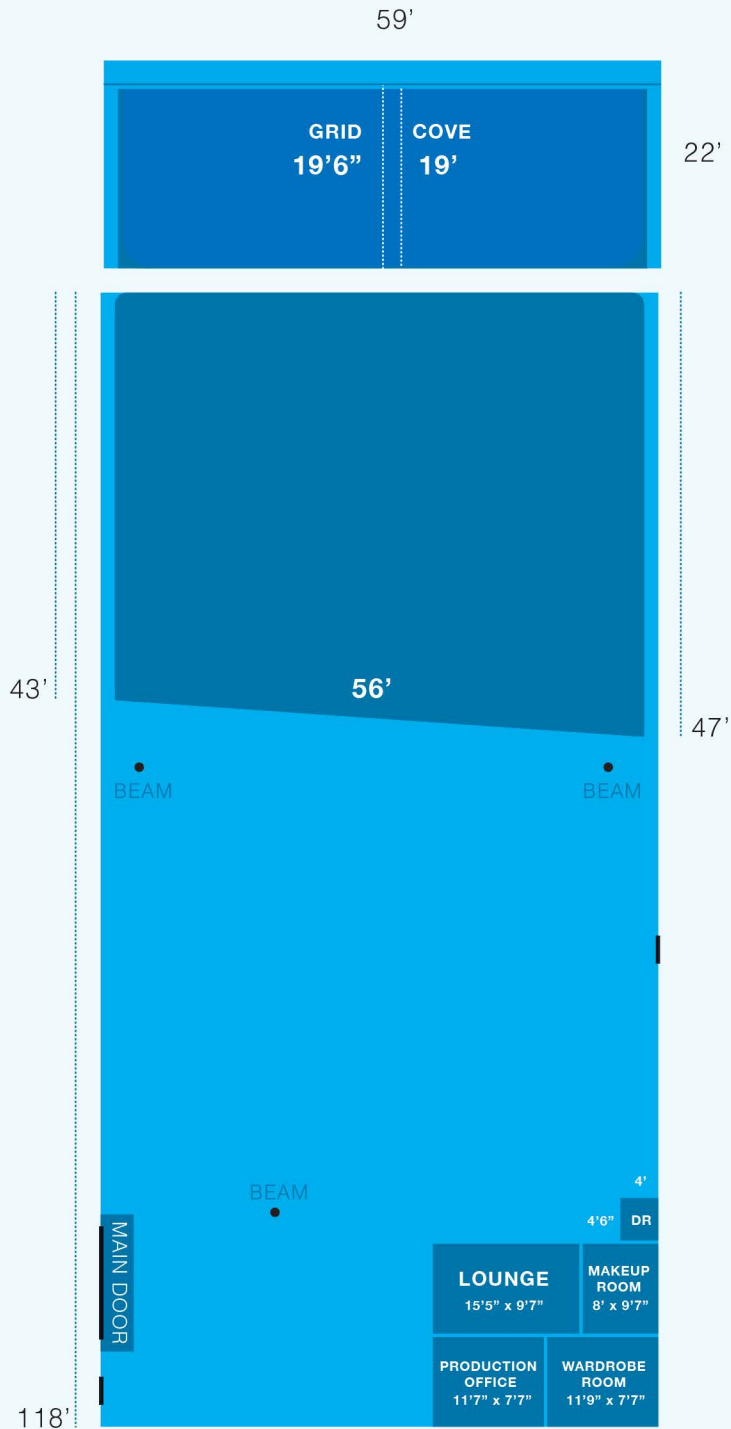


310.762.1360 • 20434 S. Santa Fe Ave. Long Beach, CA 90810



### STAGE 1 FEATURES

- 60x120x19
- 3-Wall CYC
- Production Office
- Client Area
- Makeup Room
- Wardrobe Room
- Direct Parking Lot Access
- DSL Access
- Fisher Flats Available

ELEVATION

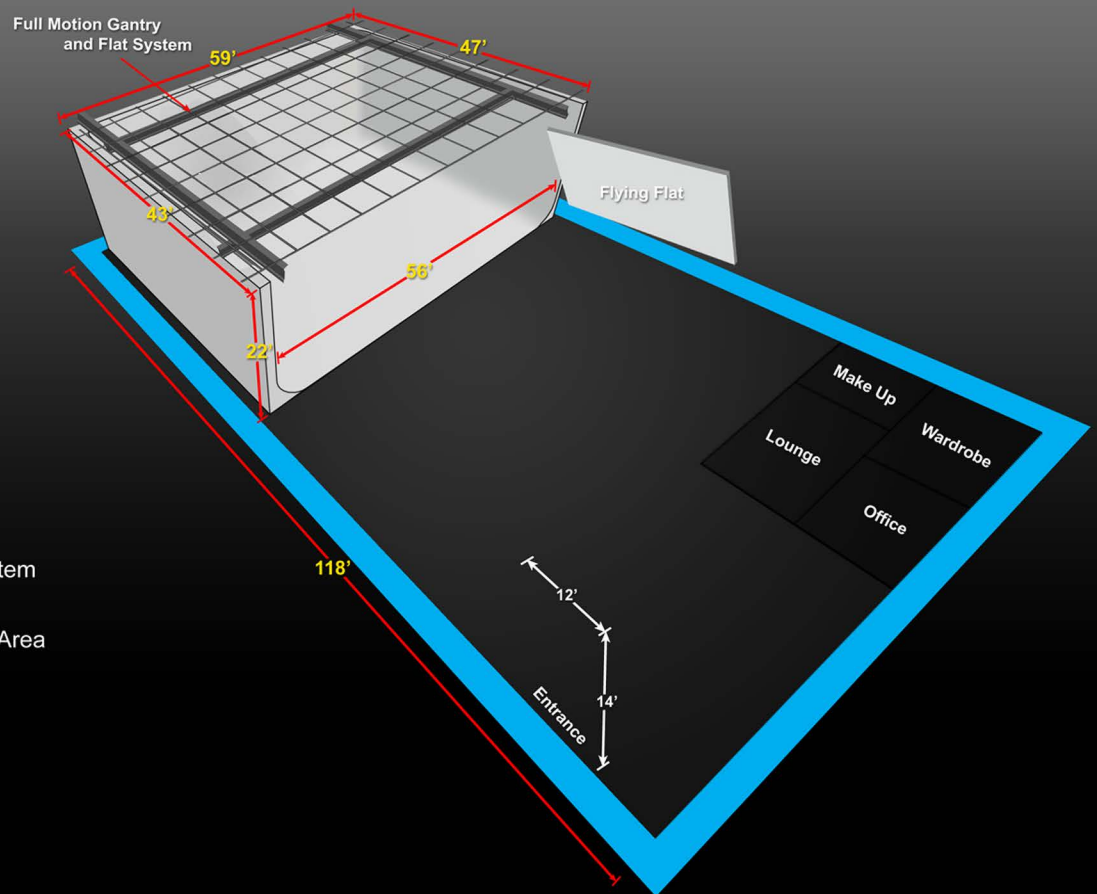
PLAN

DOORS

310.762.1360 • 20434 S. Santa Fe Ave. Long Beach, CA 90810



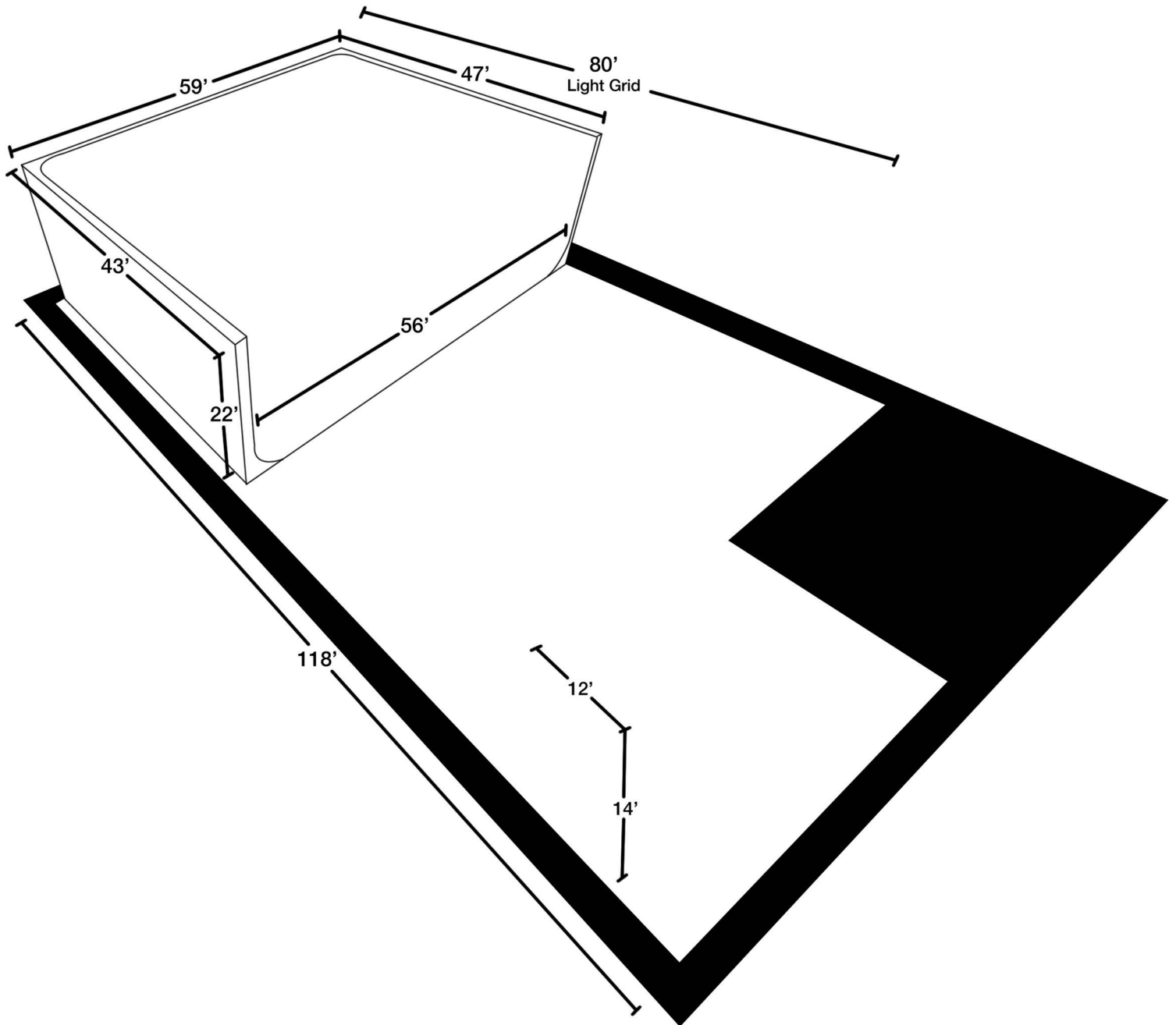
310.762.1360 • 20434 S. Santa Fe Ave. Long Beach, CA 90810




#### Stage 1 Features:

- 120'x16'x19'
- 3-Wall CYC
- Fisher Flying Flats
- Full-Motion Gantry System
- Light Grid System
- Lounge and Wardrobe Area
- Makeup Room

310.762.1360 • 20434 S. Santa Fe Ave. Long Beach, CA 90810





# THUNDER STUDIOS

1.855.5.THUNDER  
310.762.1360

SECURITY  
ENTRANCE

STUDIO  
PARKING

MAIN  
ENTRANCE

Office Suites

STAGE  
**20**

100' X 65' X 20'  
2 WALL CYC  
GREENSCREEN

STAGE  
**19**

135' X 48' X 20'  
3 WALL CYC

LOBBY

RESTROOMS

CATERING  
KITCHEN  
& CAFE

BONDI

SYDNEY

STAGE  
**1**

120' X 60' X 19'  
3 WALL CYC

EDIT  
BAY

STAGE  
MGR

SALES  
OFFICE

(UPSTAIRS)  
VAUCLUSE  
+  
CRONULLA

STAGE **2**  
140' X 50' X 20'  
2 WALL CYC  
LIGHTBOX  
TURN TABLE

STAGE  
**3**

160' X 100' X 25'  
3 WALL CYC  
GREENSCREEN  
CURTAIN  
LIGHTBOX

OFFICE - 10'2" X 12'  
OFFICE - 10'2" X 10'  
MAKEUP - 10'2" X 8'  
WARDROBE - 10'2" X 7'

(UPSTAIRS)  
DOUBLE DOOR  
10' X 10'

STAGE  
**14**

110' X 100' X 25'  
3 WALL CYC  
LIGHTBOX

STAGE  
**12**

100' X 50' X 25'  
2 WALL CYC  
LIGHTBOX

STAGE  
**11**

100' X 50' X 25'  
3 WALL CYC

STAGE  
**10**

100' X 50' X 25'  
2 WALL CYC

STAGE  
**5**

UPSTAIRS  
BRONTE  
[47 x 29]  
[19 x 26]  
20'h

STAGE **6**  
30' X 40' X 20'  
BROADCAST  
STAGE



TAMARAMA

COOGEE  
16 X 29 X 12

PRODUCTION  
SUPPLIES  
40' X 32' X 27'

THUNDER GAMING  
E-SPORTS ARENA

STAGE  
**7**

THUNDER  
RENTALS

THUNDER RENTALS  
& EXPENDABLES

LOADING  
DOCK

BACKLOT

PRODUCTION  
PARKING

LOADING  
DOCK

ESPORTS  
CENTER  
ACCESS